

WELDING PROCEDURES	
WELD PROCESS	POSITION SPECIAL INSTRUCTION


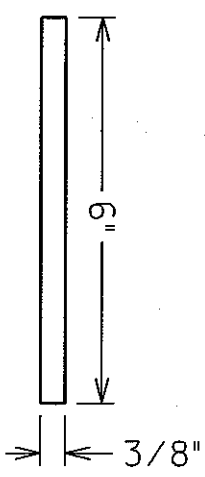
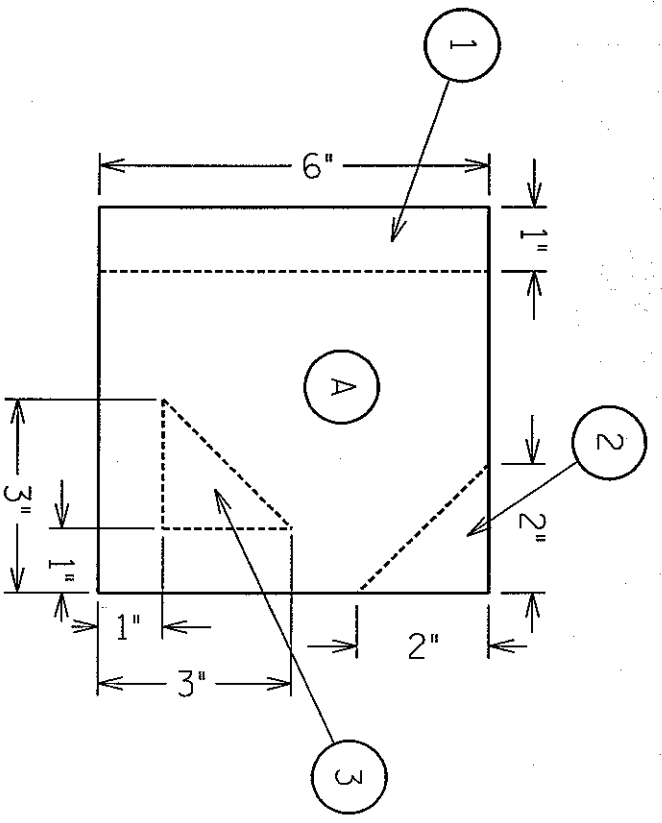


PLATE A COMMITTEE SUPPLIED

STEP 1 - LAYOUT PLATE PER THE DIMENSIONS PROVIDED.

STEP 2 - OXY-FUEL CUT ITEMS 1, 2, & 3 FROM PLATE A



PART NO.	QTY.	DESCRIPTION
A	1	6" X 6" X 3/8" STL PLATE

BILL OF MATERIALS

REGIONAL SKILLS USA

OXY-FUEL

DRAWN	K. NELSON	DATE	12/11/06	SCALE	1=3
CHK'D	O.K.				
MACH NO.	LOC.	SW-	XXXX-XXX		-